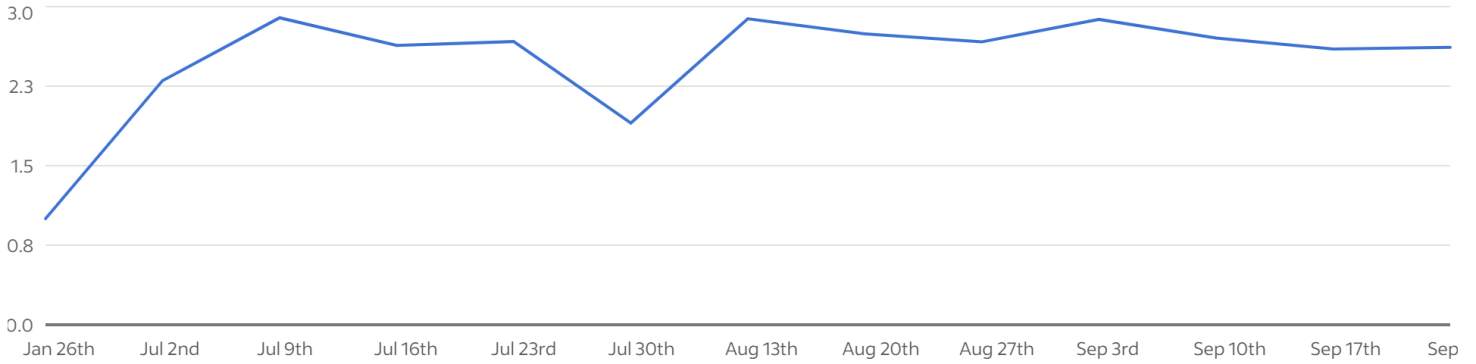


User Experience Designer jobs from September 2023

Trends ¹

Weekly growth percentage data for the selected metric compared to a week before the pandemic (January 26th to February 1st 2020). For example, a value of 1.25 for the Jobs metric would mean there were 25% more jobs for that week than in the week before the pandemic.

- Job seekers per job
- Job seekers
- Jobs
- Employers



Competition score ²



25/100

User Experience Designer jobs are **less competitive** compared to other job markets.

Jobs ³

1,427

↘ -47 since August 2023

Number of jobs that received clicks

Job seekers ⁴

74,720

↘ -10,545 since August 2023

Number of job seekers to have clicked on jobs

Job seekers per job ⁵

52

↘ -6 since August 2023

Number of job seekers per job

User Experience Designer jobs from September 2023

Candidate devices ⁶

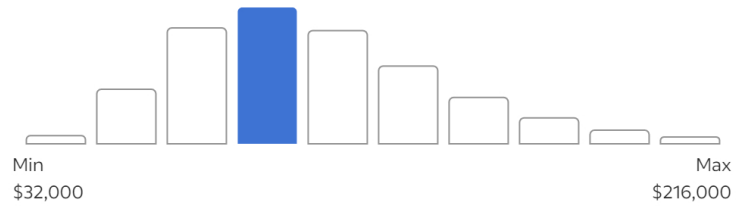
22%

of clicks came from mobile devices



Average salary ⁷

\$104,217 per year



Employers ⁸

741

Total number of employers with active jobs

Unemployment percentage ⁹

3.8%

The national unadjusted unemployment percentage

Top search terms by clicks ¹⁰

1. ux designer	15.01%
2. product designer	4.96%
3. ui ux designer	3.14%
4. ux	3.08%
5. ux design	1.8%
6. designer	1.12%
7. graphic design	1.1%
8. ux ui designer	1.02%
9. web designer	0.84%
10. ui designer	0.78%

Top employers by clicks ¹¹

1. Amazon.com	2.83%
2. Creative Circle	1.87%
3. Radiant.Digital	1.66%
4. Oddball	1.22%
5. AppLovin	1.05%
6. Booz Allen Hamilton	0.95%
7. 3M	0.9%
8. Impulse Creative	0.83%
9. CELLA	0.77%
10. SDH Systems	0.74%

User Experience Designer jobs from September 2023

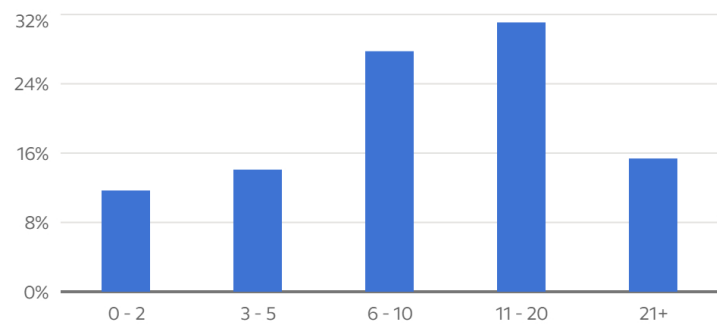
Resumes ¹²

9,806

↗ +104 since August 2023

Number of resumes from job seekers available in United States on Indeed

Reported years of experience ¹⁴



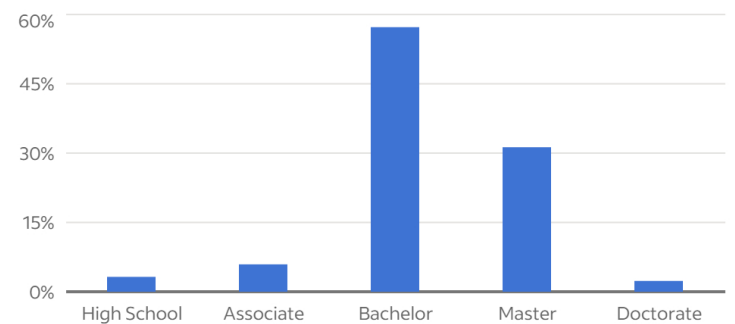
Resumes added or updated ¹³

455

↘ -125 since August 2023

Number of resumes added or updated in the last month.

Reported education level ¹⁵



Most common employers ¹⁶

1. General Assembly	0.74%
2. FREELANCE	0.64%
3. Microsoft	0.44%
4. Amazon.com	0.24%
5. IBM	0.24%
6. self-employed	0.22%
7. HP	0.2%
8. AT&T	0.19%
9. Wells Fargo	0.18%
10. Apple	0.18%

Most common locations ¹⁷

1. Seattle, WA	4.34%
2. Austin, TX	3.65%
3. San Francisco, CA	3.29%
4. Los Angeles, CA	3.03%
5. New York, NY	2.4%
6. Chicago, IL	2.29%
7. Atlanta, GA	2.04%
8. Brooklyn, NY	1.96%
9. San Jose, CA	1.71%
10. Boston, MA	1.51%

User Experience Designer jobs from September 2023

This data is for September 2023 for the selection made

1. Weekly growth percentage data for the selected metric compared to a week before the pandemic (January 26th to February 1st 2020).
2. Score depicts how competitive the labor market is for the selected title/location compared to the national average. Calculated using job seekers per job data for September 2023. Updated methodology in August 2023.
3. The number of jobs posted on Indeed that have received clicks for the selected title/location in September 2023.
4. The number of unique visitors, as identified by a unique tracking cookie, that clicked on a job for the selected title/location in September 2023.
5. The number of job seekers per job for the selected title/location in September 2023. A job seeker for this number is a unique visitor, as identified by a unique tracking cookie, that clicked on a job for the selected title/location.
6. The percentage of clicks that came from mobile devices for the selected title/location. Due to technical reasons, for a small percentage of clicks, the actual device used is not known.
7. The average salary for the selected title/location regardless of distance. Figures are provided for generalized comparison only and calculated using data from employees, users, and past and present job advertisements on Indeed up to the last 36 months.
8. The total number of employers with job postings that received clicks in September 2023 for the selected title/location.
9. The unemployment percentage for the selected location and most recent month available - {0} - according to the U.S. Bureau of Labor Statistics (BLS). The BLS cannot vouch for the data or its analyses after it has been retrieved.
10. The most popular search terms that led to job clicks for the selected title/location in September 2023. Generic phrases such as "now hiring" or "jobs" may have been filtered out from this top 10.
11. The most popular employers that received clicks for the selected title/location in September 2023.
12. The number of resumes where the selected title/location was listed as the most recent work experience. Indeed does not guarantee that these job seekers are actively seeking employment.
13. The number of resumes added or updated in the last month where the selected title/location was listed as the most recent work experience. Indeed does not guarantee that these job seekers are actively seeking employment.
14. The total years of experience across all industries listed on the job seeker's resume. Indeed does not guarantee this covers all of the job seeker's work experience.
15. The highest level of education listed on the job seeker's resume. Indeed does not guarantee this covers all of the job seeker's education.
16. The most commonly listed employers on resumes with the selected title/location.
17. The most commonly listed locations on resumes with the selected title/region. Job seekers may list locations other than cities on their resume, such as a New York borough.

Note: All data is based on approximation and is subject to review and adjustment. Any information provided in this report is provided for informational purposes only and Indeed does not guarantee its accuracy. This report does not constitute a contract. For more information on how Indeed measures unique visitors, visit [Indeed Methodology](#).



IT Staffing Agency & Technology Recruiting

redShift Recruiting is a technology recruiting and IT staffing agency in Albany, NY. We provide custom staffing solutions for the NY Capital Region, Western NY, and New England. 60 years recruiting & 40 years tech experience is what sets us apart! Contact us today about your job search or for help hiring!

Contact Details

redShift Recruiting

1930 U.S. 9, Castleton, NY 12033

(518) 621-1990

Website: <https://www.redshiftrecruiting.com>

Google Site: <https://sites.google.com/view/redshiftrecruiting>

Google Folder: https://drive.google.com/drive/folders/1PDFAstFkcZQTyHlkf7UoBHTHFuWTofHr?usp=drive_open

Recommended Profiles	Staffing Agency Resources	Staffing Agency Links
Youtube	Technology Recruiting	Agency Staffing Near Me
Blogger	Jobs Hiring Near Me	Software Engineers
Wordpress	Jobs For Hire Near Me	Part Time Jobs Hiring Near Me
Gravatar	Jobs	IT Job Application
Tumblr	Part Time Jobs Near Me	Application For Job
Twitter	Hiring For A Job	Job Openings Near Me
Diigo	Jobs Online	Employment Agencies
Evernote	Hiring	Hiring Now
Getpocket	Linkedin Jobs	Agency Employment
Google Site	Staffing Agency	IT Job Titles
Google Drive	Job Search	Staffing Agency
Google Folder	Staffing Agencies	Temp Services
Indeed	Searching For A Job	Find Jobs
OneNote	Temp Agency Near Me	Temp Services Near Me
AboutMe	Temp Agency	Information Technology
Instapaper	Agency Staffing	Headhunter
Disqus	Recruiting	Web Developers
PaperLi	Temp Agencies Near Me	Software Developer
GMB Map	Recruiter	Job Sites
Facebook	Workforce Solutions	Cyber Security Jobs
LinkedIn	IT Staffing Agency	Cyber Security Job
Pinterest	Staffing Agency Near Me	It Jobs
Instagram	Staff Agencies Near Me	Job Search Sites